

# Easy-Bake

Ultimate  
OVEN

Gather your ingredients  
& start baking!

Read this first!

Not making all of your pretzels today? Save half of your ingredients and pre-wash mitts for next time. Split the mixes in half and divide the amount of water from the recipe. Store the rest in re-sealable plastic bags.

## Party Pretzel Dippers

Each pretzel mix makes 4 chips or 8 bits



**1** Plug in your EASY-BAKE® Ultimate Oven, and turn it on. Preheat for 20 minutes.

**2** Spray the baking pan with cooking spray, and spread it evenly.

**3** Pour 1 pretzel mix and 4 teaspoons of water into a bowl. Stir and press the mixture together until you form the dough.

**4** Use your hands to shape the dough into a ball. If the dough is too crumbly, add some water by wetting your fingers.

**5** **For Chips:** Split the dough into 4 equal pieces. Spray the chip molds with cooking spray. Then press the dough into the molds.

**For Bits:** Split the dough into 8 equal pieces. Spray the bits mold with cooking spray. Then press the dough into the bits mold.

**6** Use a toothpick to loosen one corner, and then slowly peel the dough out.

**7** Place 2 chips or 8 bits on the sprayed baking pan.

**8** Make the glaze: Pour 1 egg wash mix and 2 tablespoons of water into a bowl. Stir well.

**9** Use a pastry brush or your finger to spread some glaze on top of the dough. Sprinkle the glazed dough with salt. Place pan in the baking slot.

**10** Use the pan tool to push the pan into the baking chamber. Stop when the baking line on the handle lines up with the edge of the baking slot.

**11** Bake for 12 minutes.

**12** When the baking time is done, use the pan tool to push the baking pan into the cooling chamber. Let it cool for 5 minutes.

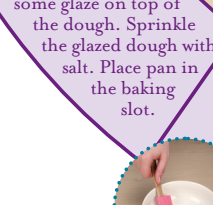
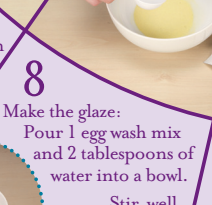
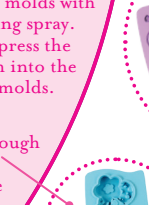
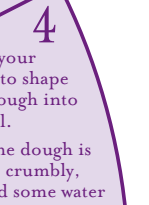
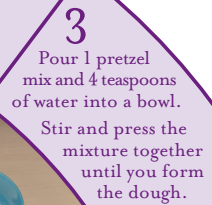
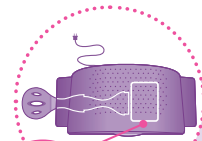
**13** Use the pan tool to slide the pan out of the oven. Repeat steps to make all of your pretzel mixes. When finished, turn off and unplug oven.

Pan in cooling chamber

Look inside oven to make sure metal doors are closed on both sides. If one door is slightly open, use pan tool to push it shut. If you pushed the pan too far, just follow steps 12 and 13, and start again.

Baking line

Choose chips, bits or make both!



Gather your ingredients  
& start baking!

### Nacho Cheese Sauce

**1** Pour 1 nacho cheese sauce mix and 4 tablespoons of water into a bowl.

Stir until smooth.

**2** Dip your pretzel chips and bits in the cheese sauce.

Enjoy!



Try this!

### Pretzel Twists

**1** Split the dough into 6 pieces.



**2** Roll each piece into a rope.



**3** Cross the ends.



**4** Cross again.



**5** Fold the ends down.



**6** Glaze, salt and bake.



# Plan an Easy-Bake® Party!

## My Party Plan:

WHEN: \_\_\_\_\_

WHERE: \_\_\_\_\_

THEME: \_\_\_\_\_

Decorations: \_\_\_\_\_

Games: \_\_\_\_\_

Snacks: \_\_\_\_\_

Beverages: \_\_\_\_\_

\_\_\_\_\_


\_\_\_\_\_


\_\_\_\_\_

## My Guest List:

 \_\_\_\_\_

 \_\_\_\_\_

 \_\_\_\_\_

 \_\_\_\_\_

 \_\_\_\_\_

 \_\_\_\_\_

 \_\_\_\_\_

 \_\_\_\_\_

## Get Everything Together

Here's everything you'll need to bake!



## From Your Kitchen:

- water
- cooking spray
- measuring spoons
- mixing bowls
- spoons or spatulas
- kitchen timer
- paper towels
- wax paper or plastic mat
- toothpick

# Easy-Bake Ultimate OVEN

AGES 8+  
ADULT SUPERVISION REQUIRED.

## Party Pretzel Dippers

THIS SET INCLUDES: 4 pretzel mixes, 1 nacho cheese sauce mix,  
1 coarse salt packet, 1 egg wash mix, 4 molds



**Note To Parents:**

- Please read the EASY-BAKE Ultimate Oven instructions thoroughly before making these mixes.
- Wash all pans and utensils by hand thoroughly before use. Do not wash in dishwasher.
- Dry all parts by hand thoroughly after washing.
- Make sure children wash their hands before using the mixes.

**STAIN ADVISORY:** Food mixes may cause staining. Cover your workspace with wax paper or a plastic mat, and avoid spilling food on clothing. If dry mix is spilled, use a broom or vacuum to clean it up. If wet mix is spilled, wash immediately with soap and water.

Check it out!

**easybake.com**  
For great recipes, events and more!



Mix it!



Bake it!



Enjoy it!



30264/30262 Asst.

Cooking times may vary. Product and colors may vary.  
© 2011 Hasbro, Pawtucket, RI 02862 USA. All Rights Reserved.  
TM & ® denote U.S. Trademarks.  
FOOD ITEMS MANUFACTURED FOR HASBRO, INC.

Questions?  
Call 1-800-327-8264