


9 Mos. & Up
5991

Discovery Table™

Adult assembly required.
Requires 2 "AA" alkaline batteries (not included).

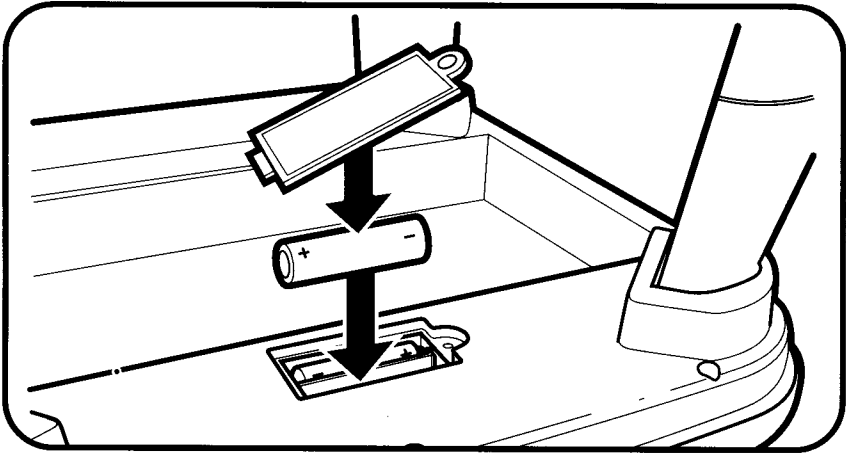
Includes activity table, 4 legs, 3 houses, car, train, bead bar, and instructions.



PLAYSKOOL®



Insert Batteries:




Use a Phillips screwdriver (not included) to loosen screw in battery compartment door (screw remains attached to door). Remove door. Insert 2 fresh "AA" alkaline batteries (not included). Replace door and tighten screw.

CAUTION: TO AVOID BATTERY LEAKAGE

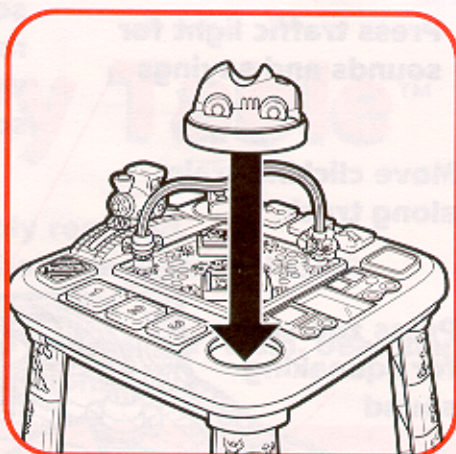
1. Be sure to insert the batteries correctly and always follow the toy and battery manufacturers' instructions.
2. Do not mix old and new batteries or alkaline, standard (carbon-zinc) or rechargeable (nickel-cadmium) batteries.
3. Always remove weak or dead batteries from the product.

Attach Legs:



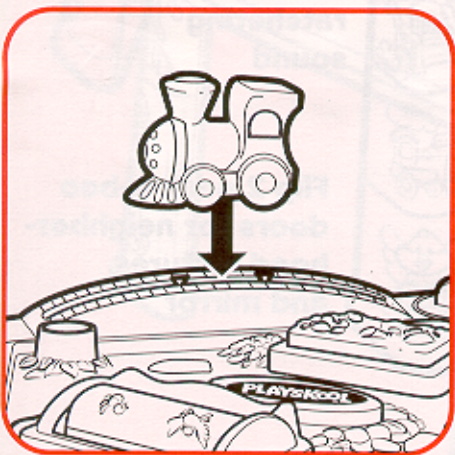
Insert end of legs into slots in table. (You can remove the legs and place the activity table on the floor for use as a sit-and-play activity center.)

Attach Car:



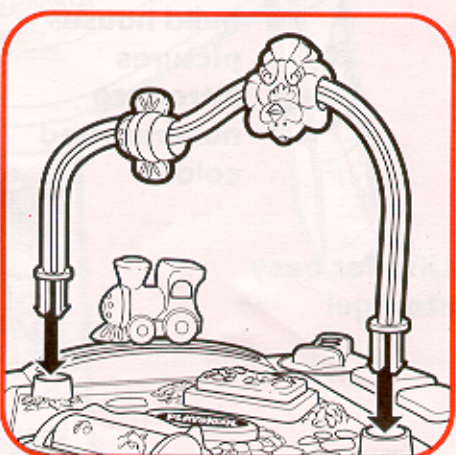
Snap car into activity table.

Attach Train:

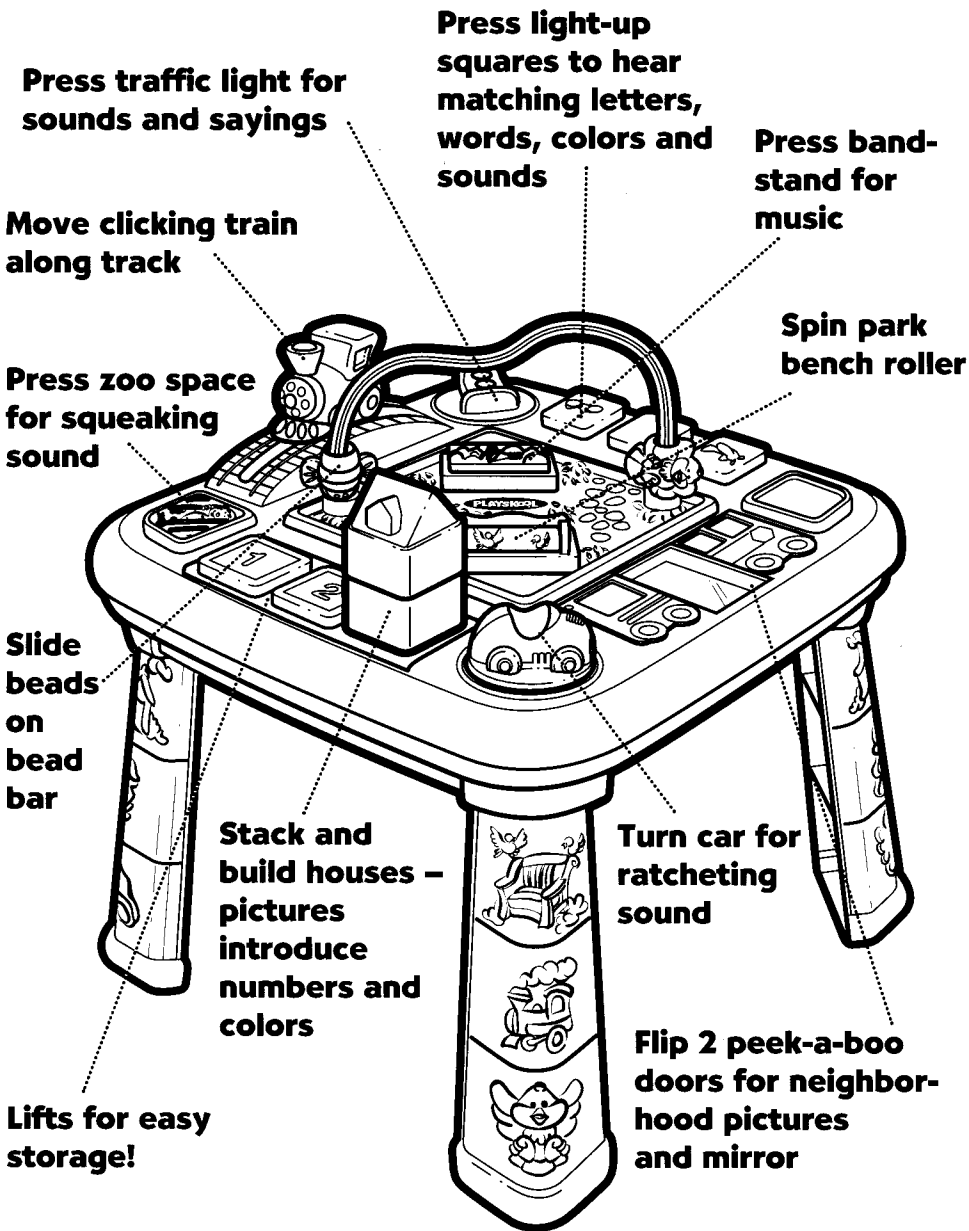


Snap rib on underside of train onto hooks in train track slot.

Attach Bead Bar:



Snap ends of bead bar into holes in activity table.



Press traffic light for sounds and sayings

Press light-up squares to hear matching letters, words, colors and sounds

Press band-stand for music

Move clicking train along track

Spin park bench roller

Press zoo space for squeaking sound

Slide beads on bead bar

Stack and build houses - pictures introduce numbers and colors

Turn car for ratcheting sound

Lifts for easy storage!

Flip 2 peek-a-boo doors for neighborhood pictures and mirror